



# OPINION SURVEY WITH SECONDARY EDUCATION STUDENTS






# CONTENT


<b>1. Introduction</b>	<b>1</b>
<b>2. Methodology</b>	<b>3</b>
<b>3. Highlights</b>	<b>6</b>
<b>4. National results</b>	<b>9</b>
<b>5. Sample profile</b>	<b>29</b>

To see the survey results for each Federation Unit (States and Federal District), [click here](#).





# 1. INTRODUCTION





# INTRODUCTION

## Brief contextualization

Secondary Education is the stage of Brazilian Basic Education with the most critical results. Schools at this stage, in general, have little connection with the interests of youth, with the world of work and with the reality in which young people are inserted.

Several proposals for the restructuring of Secondary Education have been discussed, especially law No. 13,415/2017, which instituted what was called “New Secondary Education”. The state education networks, which have already approved their curricular references, began to implement the main elements of this reform from 2022. In this scenario, it is important to understand the opinions and desires of students, to ensure that the changes that have been implemented are aligned with their needs.


## About the survey

As part of the 2022 Education Now initiative, Todos Pela Educação has carried out a broad listening process with actors from the school community, through active listening and the application of opinion surveys.


In partnership with Fundação Telefônica Vivo, Instituto Natura and Instituto Sonho Grande, it commissioned Datafolha to conduct an opinion survey with public Secondary Education students from all over Brazil. This research allows us to understand the perception of young people about their school and about education in general.







## 2. METHODOLOGY





# METHODOLOGY



## Technique

The study used **quantitative methodology**, through a **personal approach in proximity to schools**.



## Target audience

The survey was conducted with **Secondary Education students from public schools (municipal, state and federal)**.



## Period

The interviews were conducted between **February 8 and April 18, 2022**. The application time was about 15 minutes.



## Universe

The study had a **national scope**, respecting the distribution of students based on Inep data, and has the possibility of reading the results at the state level.

To see the search results of each unit of the Federation (States and DF), [click here](#).



# METHODOLOGY

## Sample and margin of error<sup>1</sup>

FU	Sample	Margin of Error
<b>SOUTHEAST</b>	<b>1,462</b>	<b>3</b>
SP	531	4
MG	356	5
RJ	315	6
ES	260	6
<b>SOUTH</b>	<b>923</b>	<b>3</b>
PR	359	5
RS	306	6
SC	258	6
<b>NORTHEAST</b>	<b>2,478</b>	<b>2</b>
BA	311	6
CE	308	6
PE	307	6
MA	260	6
PB	256	6
PI	257	6


FU	Sample	Margin of Error
RN	255	6
AL	259	6
SE	265	6
<b>MIDWEST</b>	<b>1,088</b>	<b>3</b>
GO	309	6
MT	258	6
DF	256	6
MS	265	6
<b>MIDWEST</b>	<b>1,847</b>	<b>2</b>
PA	306	6
AM	261	6
TO	255	6
RO	255	6
AC	259	6
AP	256	6
RR	255	6

**Total**  
sample  
**7,798**  
margin  
of error  
**2**


To see the survey results for each Federation Unit (States and Federal District), [click here](#).

<sup>1</sup> The sample provided for reading the results by state, so all states had a minimum sample of 250 interviews. The Northeast had a larger sample because they have more states than the Southeast. In the processing, the weight of each state was considered and the data were pondered based on Inep information.





## 3. HIGHLIGHTS





# HIGHLIGHTS

## 1. Relationship with the school

Overall, students rate their school well – 82% consider it great or good. However, 46% disagree (totally or in part) that they always have all the classes, without a problem of absence of teachers; and 20% disagree (totally or in part) that all students are respected.

## 2. Secondary Education Elements

98% of students agree (totally or in part) that there should be job-oriented training options. However, 92% agree (totally or in part) that they should be able to choose areas to deepen their studies. Only 1% said they would not be able to choose an area of deepening in Secondary Education.

## 3. Full-Time Secondary Education

More than 80% of Secondary Education students say they would study in schools with characteristic activities of full-time schools (protagonism clubs, life project, among others). Overall, full-time school students are more satisfied with school. In addition, they also highlight that they feel more supported to prepare for the future.

## 4. Teachers

Half of the students surveyed (49%) disagree (totally or in part) that teachers are recognized and valued by society, while 79% agree (totally or in part) that they have or had a teacher that help them build their dreams. In addition, the teaching staff is considered the main factor for improving the quality of schools.



## 5. Technology in Education

94% of students agree (totally or in part) that using technology could help improve school quality.

However, only 57% agree (totally or in part) that there is internet and computers in schools.

## 6. School dropouts and abandonment of studies

11% of young people said they were not enrolled in school in 2021 and 17% said they had already thought about dropping out of school in the 6 months prior to the survey. Among these, 48% say they thought about quitting school for work and 17% because of stress or tiredness.

## 7. Insertion in the world of work


31% of Secondary Education students say they work outside the home. Of these, 71% chose to find a job to gain financial independence. 20% say it's to help at home. Among those who do not work, the reasons that would lead them to work follow almost the same proportion - 70% to have financial independence and 19% to help at home.

## 8. Perspectives for the future


65% of students plan to attend college after completing Secondary Education. However, it is known that only 24% of 18 to 24-year-olds have access to Higher Education, according to IBGE<sup>1</sup>

<sup>1</sup> Fonte: IBGE/Pnad Contínua





## **4. NATIONAL RESULTS**





# TOPICS ADDRESSED

<b>1. Relationship with the school</b>	<b>12</b>
<b>2. Elements of Secondary Education</b>	<b>16</b>
<b>3. Full-Time Secondary Education</b>	<b>19</b>
<b>4. Teachers</b>	<b>23</b>
<b>5. Technology in Education</b>	<b>24</b>
<b>6. School dropouts and abandonment of studies</b>	<b>26</b>
<b>7. Insertion in the world of work</b>	<b>28</b>
<b>8. Perspectives for the future</b>	<b>29</b>



1. Relationship with the school

2. Elements of Secondary Education

3. Full-Time Secondary Education

4. Teachers

5. Technology in Education

6. School dropouts and abandonment of studies

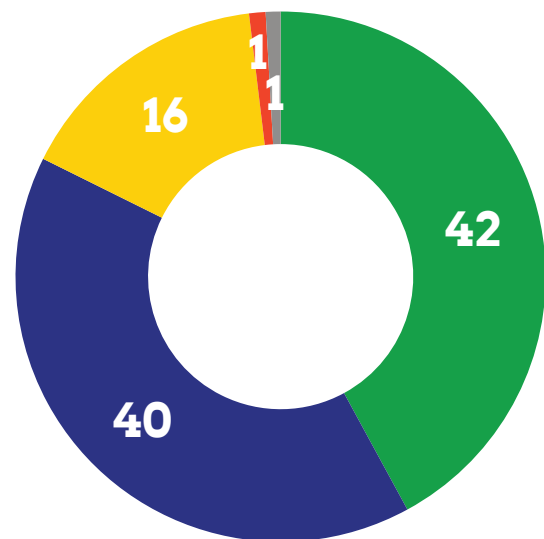
7. Insertion in the world of work

8. Perspectives for the future

## How do you evaluate your school?

(stimulated and unique, in %)

In general, most students consider the school to be excellent or good.

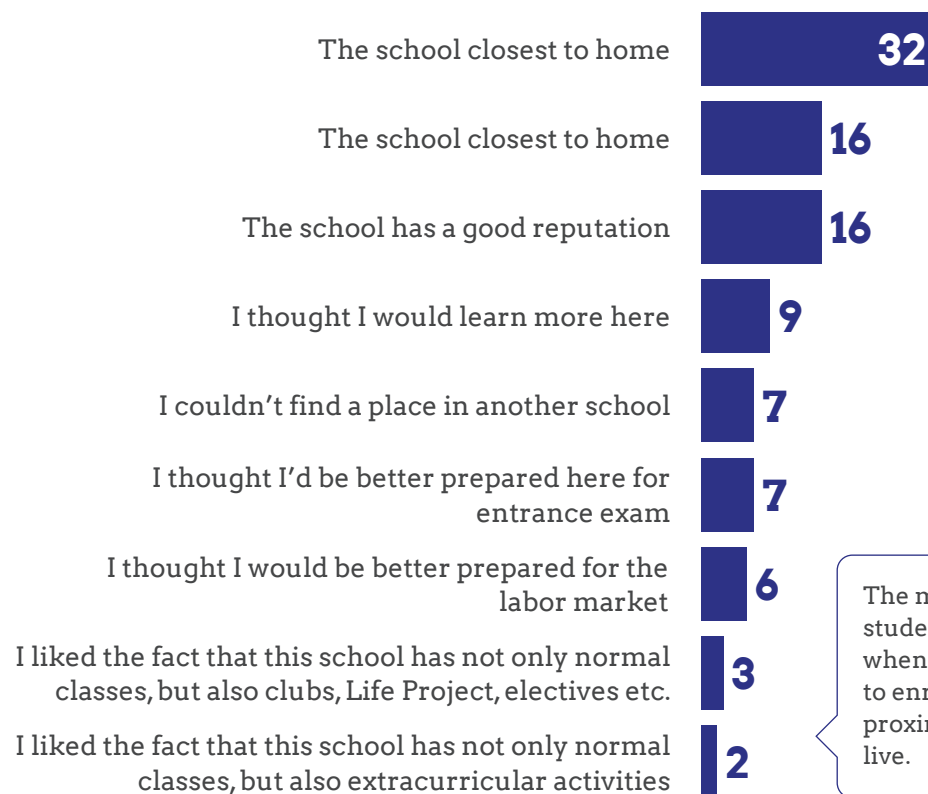


● Excellent ● Good ● Regular ● Poor ● Bad

Generally speaking, how do you rate your school:  
Base: Sample total = 7,798 interviews.

## Main reason for having enrolled in this school

(stimulated and unique, in %)



The main reason that students take into account when deciding where to enroll is the school's proximity to where they live.

What is the main reason you enrolled in this school?  
Base: Sample total = 7,798 interviews.



**1. Relationship with the school**

2. Elements of Secondary Education

3. Full-Time Secondary Education

4. Teachers

5. Technology in Education

6. School dropouts and abandonment of studies

7. Insertion in the world of work

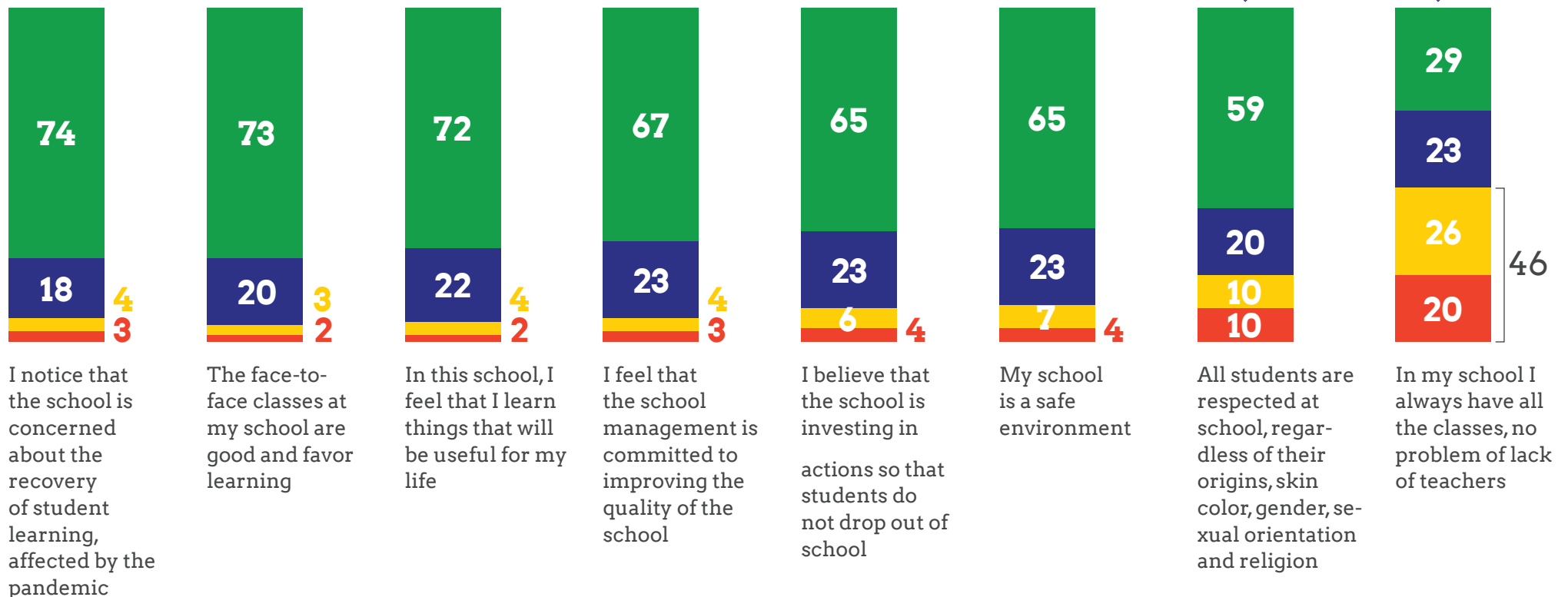
8. Perspectives for the future

# Perceptions about school

## Degree of agreement with some sentences

(stimulated and unique, in %)

● Totally Agree    
 ● Agree in part    
 ● Disagree in part    
 ● Totally disagree



I'm going to read a few sentences about your school, and I'd like you to say if you agree or disagree? Totally or in part?

Base: Sample total = 7,798 interviews.



1. Relação com a escola

2. Elements of Secondary Education

3. Full-Time Secondary Education

4. Teachers

5. Technology in Education

6. School dropouts and abandonment of studies

7. Insertion in the world of work

8. Perspectives for the future

## What do you think is most important to improve the quality of Secondary Education schools?

(spontaneous and multiple, in %)

### Teaching Staff **29%**

- Have more skilled and dedicated teachers
- Hire teachers for all disciplines
- Avoid teacher shortages
- More attentive teachers

29% of young people highlight the importance of the teacher's role in improving the quality of schools.

### Teaching and Learning Methodology **18%**

- More dynamic and interesting lessons
- Have extracurricular activities
- Deepen into the issues
- Prepare the student for the job market and for the entrance exam

### Infrastructure **12%**

- Improve school infrastructure
- Have access to basics in schools: water, fans, hygiene materials
- Have adequate equipment: computers, projector

### Subjects **8%**

- Have new subjects in the syllabus
- Have vocational courses

### School Environment **7%**

- Improve coexistence and have more respect
- Have more freedom of speech, with students being heard more

### Students **3%**

- More dedicated and focused students

### Safety **2%**

- Improve school safety, have camera/school safety patrol/policing

### School Management **1%**

- Improve school direction by being more organized

What do you think is most important to improve the quality of Secondary Education schools?

Base: Sample total = 7,798 interviews.



1. Relationship with the school

2. Elements of Secondary Education

3. Full-Time Secondary Education

4. Teachers

5. Technology in Education

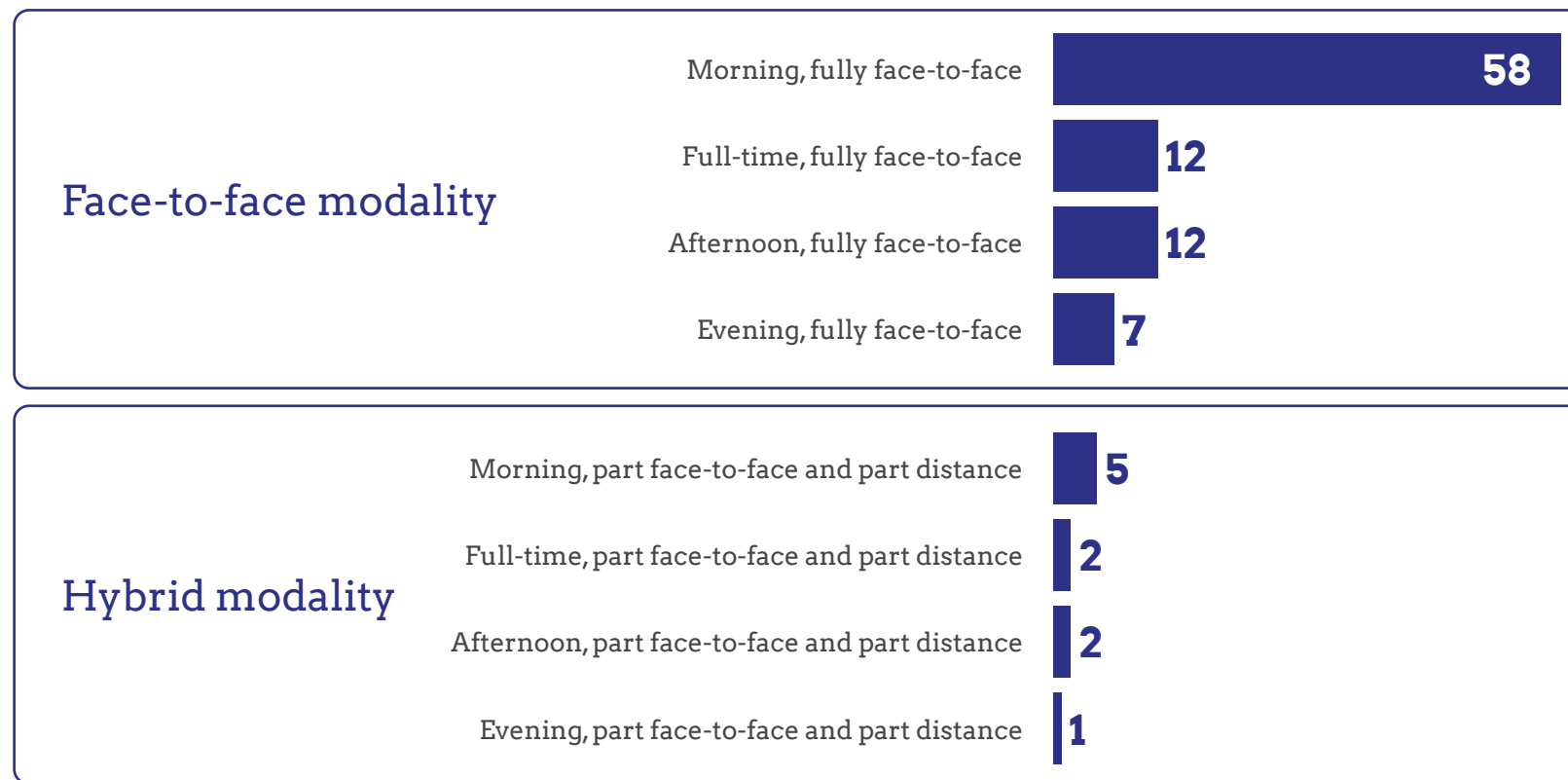
6. School dropouts and abandonment of studies

7. Insertion in the world of work

8. Perspectives for the future

## Better model to ensure higher class attendance and Secondary Education completion

(stimulated and multiple, in %)



Secondary Education in face-to-face modality is considered the best model to ensure greater attendance and completion of the stage in the opinion of most students, especially in the morning

Considering the offer of secondary education, which model do you believe can ensure, for students, higher attendance in classes and completion of the stage?

Base: Sample total = 7,798 interviews.



1. Relationship with the school

**2. Elements of Secondary Education**

3. Full-Time Secondary Education

4. Teachers

5. Technology in Education

6. School dropouts and abandonment of studies

7. Insertion in the world of work

8. Perspectives for the future


# Secondary Education Insights

## Degree of agreement with some sentences


(stimulated and unique, in %)

● Totally Agree    
 ● Agree in part    
 ● Disagree in part    
 ● Totally disagree

The vast majority of students agree (totally or in part) that, in Secondary Education, training should be offered focused on the labor market and that students should be able to choose areas to deepen their studies.



There should be the option of having training focused on the labor market



The student should be able to choose the areas in which he/she will deepen his/her studies, following your preferences

I'm going to read a few sentences about your school, and I'd like you to say if you agree or disagree? Totally or in part?

Base: Sample total = 7,798 interviews.



1. Relationship with the school

**2. Elements of Secondary Education**

3. Full-Time Secondary Education

4. Teachers

5. Technology in Education

6. School dropouts and abandonment of studies

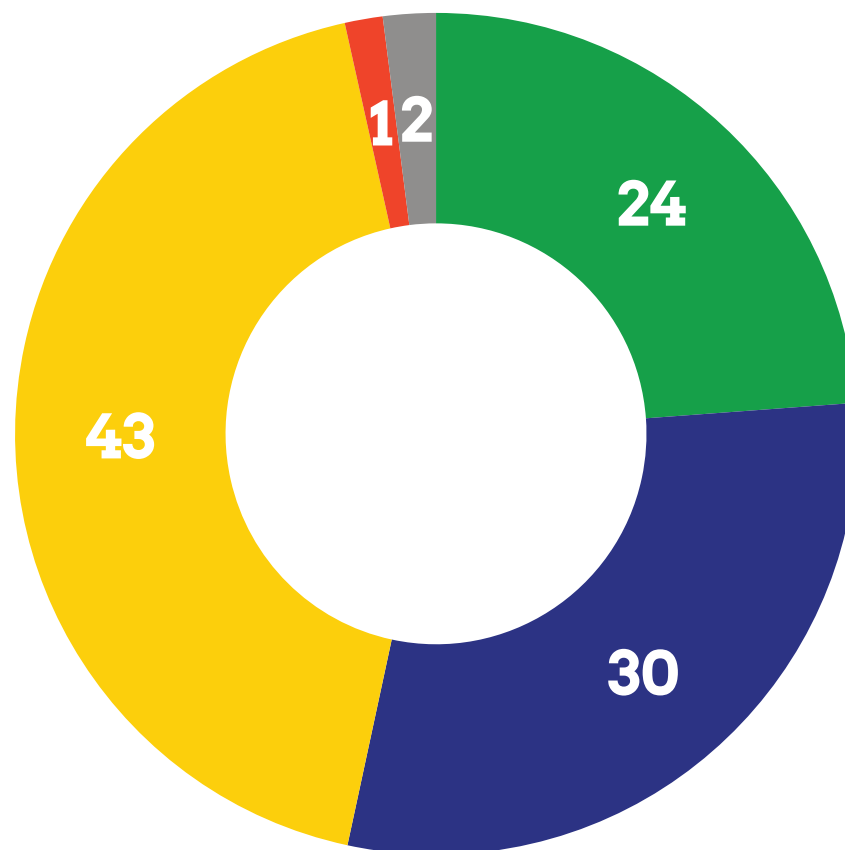
7. Insertion in the world of work

8. Perspectives for the future

## Best time to choose an area to deepen your studies

(stimulated and unique, in %)

- 1st year
- 2nd year
- 3rd year
- Would not be able to choose in Secondary Education
- I don't know



43% of young people believe that the 3rd year is the best time to choose an area of study, while 30% consider the 2nd year as ideal. Only 1% said they would not be able to choose an area of study during Secondary Education.

In which year of Secondary Education do you think you would be able to choose an area to deepen your studies?

Base: Sample total = 7,798 interviews.



1. Relationship with the school

2. Elements of Secondary Education

3. Full-Time Secondary Education

4. Teachers

5. Technology in Education

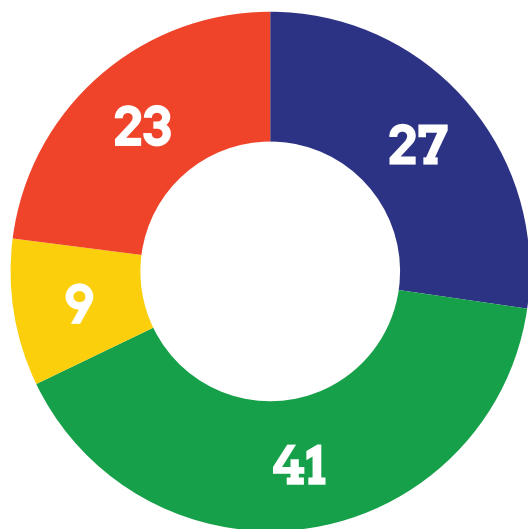
6. School dropouts and abandonment of studies

7. Insertion in the world of work

8. Perspectives for the future

## Have you ever heard of New Secondary Education?

(stimulated and unique, in %)



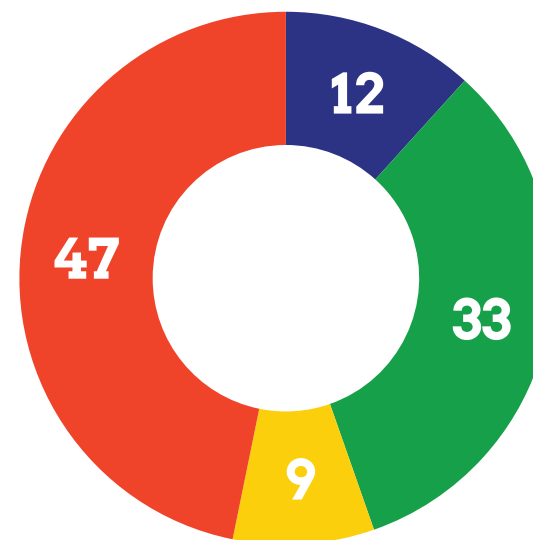
The New Secondary Education, which is to be implemented from 2022, is still not very well known by most students. Only 27% have become aware and are well informed.

- You've become aware of and is well informed
- You have become aware and is more or less informed
- Became aware and is misinformed
- Did not take notice

Have you ever heard of New Secondary Education? (IF YES) you'd say it's well informed, more or less informed or misinformed about the new Secondary Education?  
Base: Sample total = 7,798 interviews.

## Have you ever heard of Vocational and Technical Education?

(stimulated and unique, in %)



Only 12% of students have become aware and are well informed about Vocational and Technical Education. 47% of them didn't know.

- You've become aware of and is well informed
- You have become aware and is more or less informed
- Became aware and is misinformed
- Is not aware

Have you ever heard of Vocational and Technical Education? (IF YES) Would you say that you are well informed, more or less informed or misinformed about the Vocational and Technical Education?  
Base: Sample total = 7,798 interviews.



1. Relationship with the school

2. Elements of Secondary Education

**3. Full-Time Secondary Education**

4. Teachers

5. Technology in Education

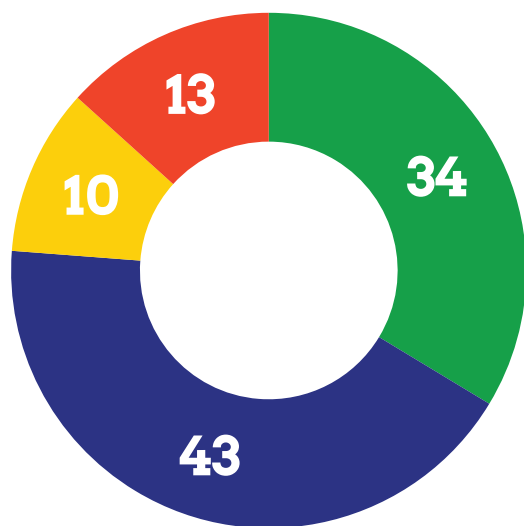
6. School dropouts and abandonment of studies

7. Insertion in the world of work

8. Perspectives for the future

## Have you ever heard of Full-Time Secondary Education?

(stimulated and unique, in %)



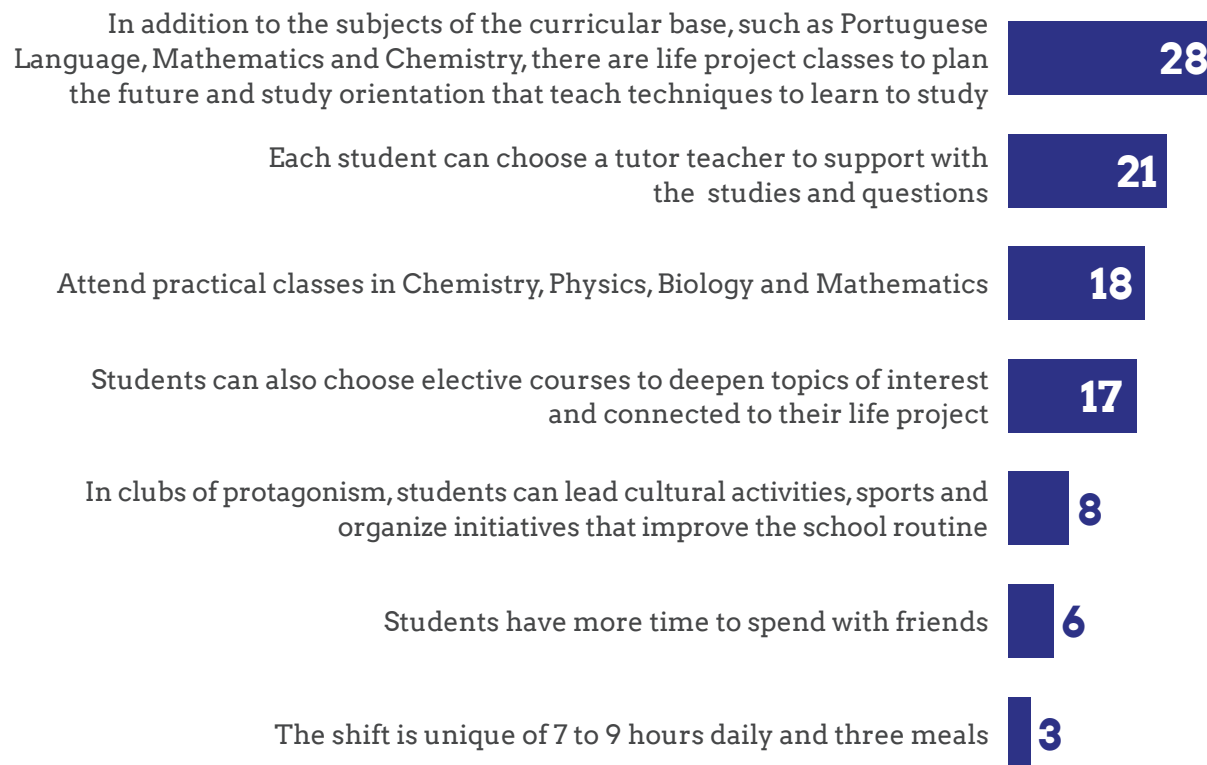
- You've become aware of and is well informed
- You have become aware and is more or less informed
- Became aware and is misinformed
- Is not aware

Have you ever heard of Full-time Secondary Education? (IF YES) Would you say that you are well informed, more or less informed or misinformed about full-time Secondary Education?

Base: Sample total = 7,798 interviews.

## Thinking about a full-time school, what characteristics do you like the most?

(stimulated and unique, in %)



Thinking about a comprehensive school that has the following characteristics: ... Which of these characteristics did you like the most, first of all?

Base: Sample total = 7,798 interviews.



1. Relationship with the school

2. Elements of Secondary Education

**3. Full-Time Secondary Education**

4. Teachers

5. Technology in Education

6. School dropouts and abandonment of studies

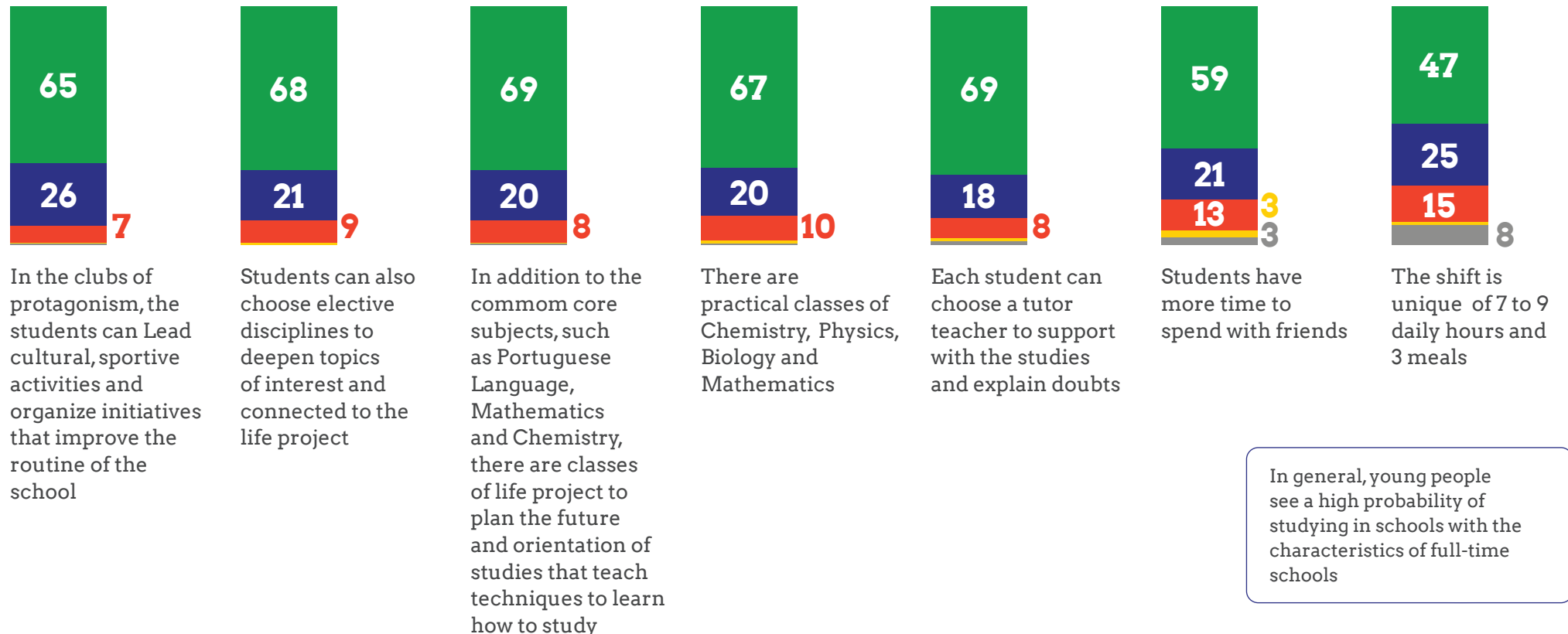
7. Insertion in the world of work

8. Perspectives for the future

## Degree of probability of studying in a school with such characteristics

(stimulated and unique, in %)

● 1 ● 2 ● 3 ● 4 ● 5



In general, young people see a high probability of studying in schools with the characteristics of full-time schools

Considering a scale from 1 to 5, where 1 means "would not study at all" and 5 "would study for sure", how much would you like to study at a school that/where/which?

Base: Respondents who gave some answer in P20 = 7,737 interviews



1. Relationship with the school

2. Elements of Secondary Education

**3. Full-Time Secondary Education**

4. Teachers

5. Technology in Education

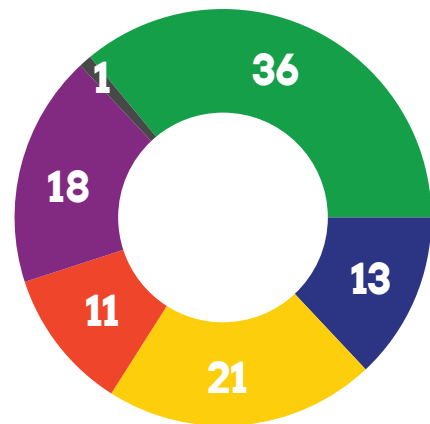
6. School dropouts and abandonment of studies

7. Insertion in the world of work

8. Perspectives for the future

On a scale of 1 to 5, where 1 means “I wouldn’t study at all” and 5 “would study for sure”, how much would you like to study in an full-time school?

(stimulated and unique, in %)



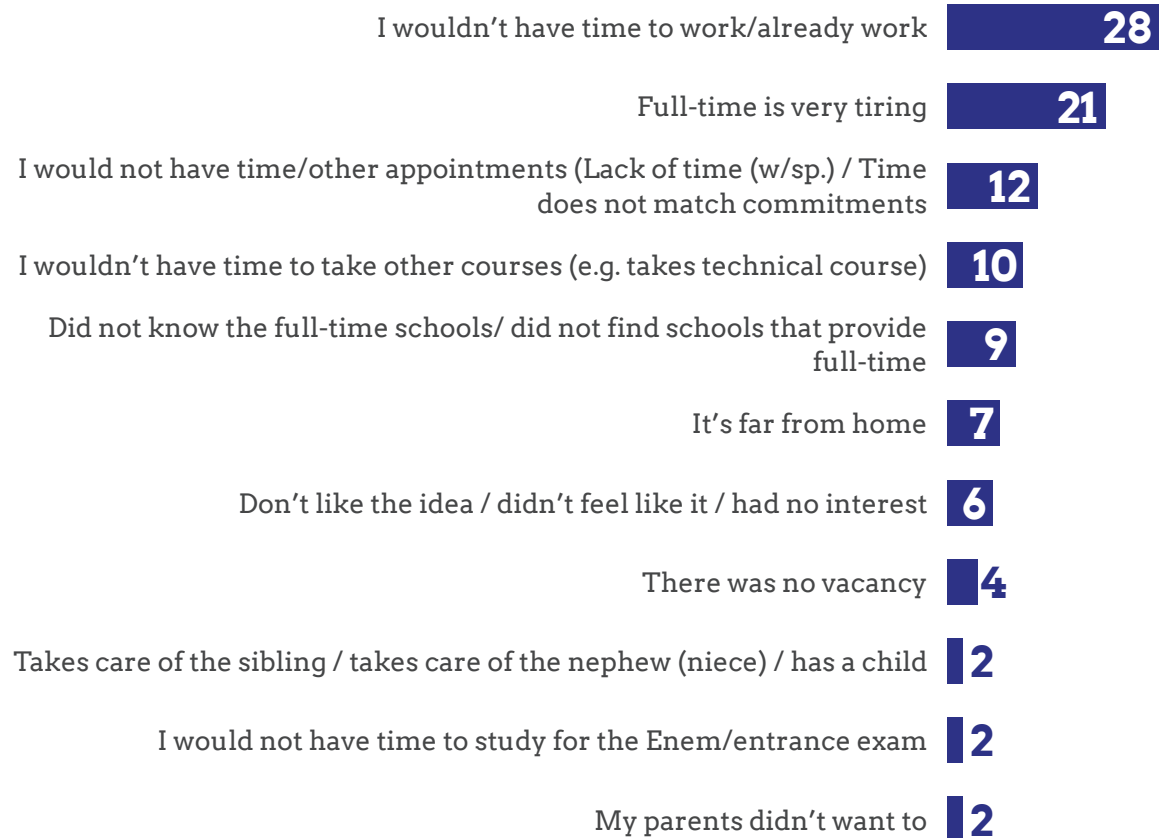
- Grade rate 1
- Grade rate 2
- Grade rate 3
- Grade rate 4
- Grade rate 5
- Does not know

Considering a scale from 1 to 5, where 1 means “would not study at all” and 5 “would study for sure”, how much would you like to study at a full-time school?

Base: Respondents who do not study full time = 5,763 interviews.

## Reasons why you don't study in full-time school

(stimulated and unique, in %)



Why don't you go to school full time?

Base: Respondents who do not study full time = 5,763 interviews.



1. Relationship with the school

2. Elements of Secondary Education

**3. Full-Time Secondary Education**

4. Teachers

5. Technology in Education

6. School dropouts and abandonment of studies

7. Insertion in the world of work

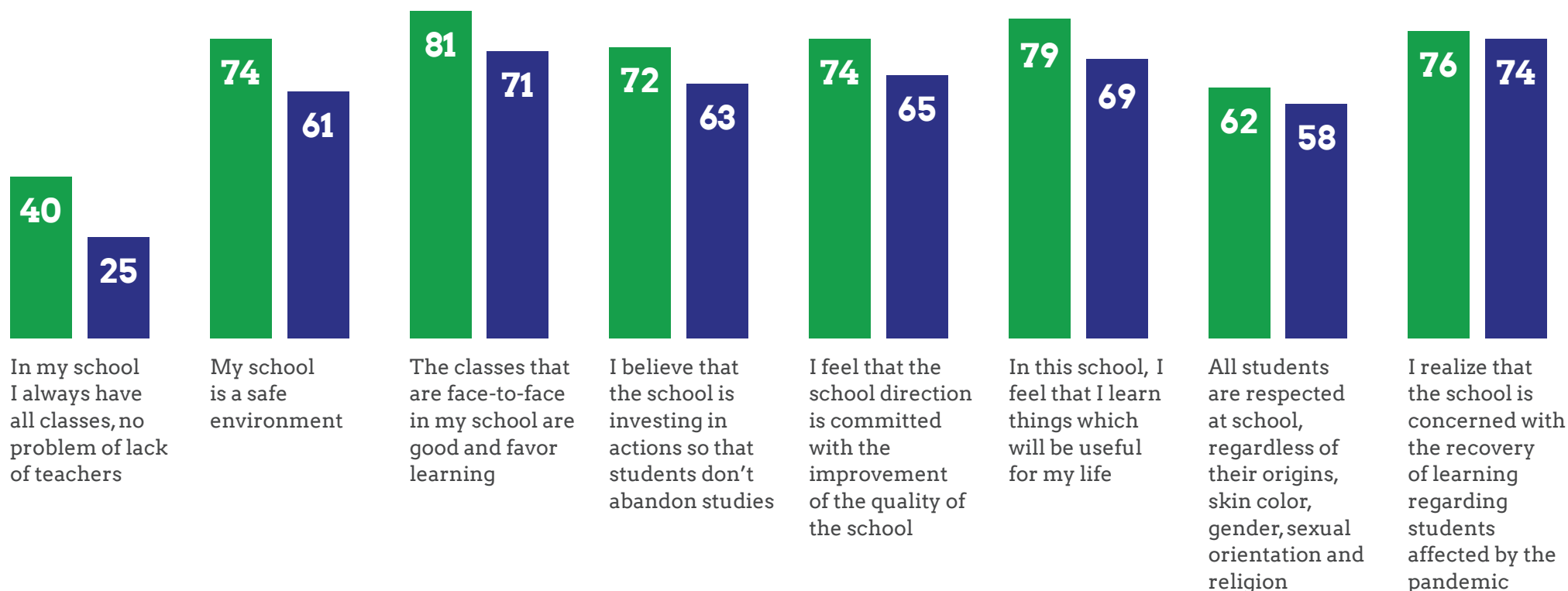
8. Perspectives for the future

## Satisfaction with school: full-time students vs. non-full-time students

stimulated and unique – rate of totally agree in %)

Young people who study in full-time schools have a better perception of their school

● In Full-time ● No Full-time



I'm going to read a few sentences about your school, and I'd like you to say if you agree or disagree? Totally or in part?

Base: Sample total = 7,798 interviews.



1. Relationship with the school

2. Elements of Secondary Education

3. Full-Time Secondary Education

**4. Teachers**

5. Technology in Education

6. School dropouts and abandonment of studies

7. Insertion in the world of work

8. Perspectives for the future

## Perception about teachers


### Degree of agreement with some sentences

(stimulated and unique, in %)


● Totally Agree ● Agree in part ● Disagree in part ● Totally disagree



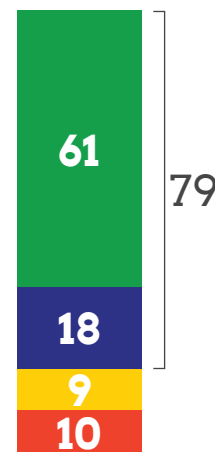
Schools offer Brazilian teachers good conditions to work



Brazilian teachers are well paid



Brazilian teachers are recognized and valued by society



I had/have a teacher who helps me study and build my dreams\*



If teachers stayed longer in school they could make more bonding with students\*\*

I'm going to read a few sentences about your perception of teachers and I would like you to say if you agree or disagree Totally or in part?

Base: Sample total = 7,798 interviews.

I'm going to read a few sentences about your school, and I'd like you to say if you agree or disagree Totally or in part?

Base: Sample total = 7,798 interviews.

\*\* I'm going to read a few sentences about Secondary Education and I'd like you to say if you agree or disagree Totally or in part?

Base: Sample total = 7,798 interviews.

Nearly half of students (49%) disagree that teachers are recognized and valued by the society, while 79% agree that they have or have had a teacher who helps them study and build their dreams



1. Relationship with the school

2. Elements of Secondary Education

3. Full-Time Secondary Education

4. Teachers

**5. Technology in Education**

6. School dropouts and abandonment of studies

7. Insertion in the world of work

8. Perspectives for the future

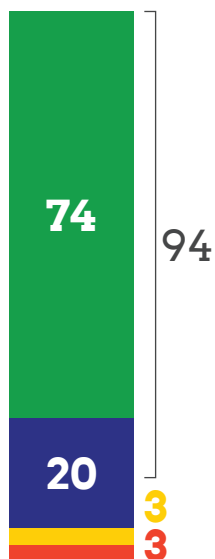
## Perception of technology use

### Degree of agreement with some sentences

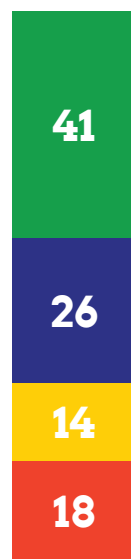
(stimulated and unique, in %)

● Totally Agree    
 ● Agree in part    
 ● Disagree in part    
 ● Totally disagree

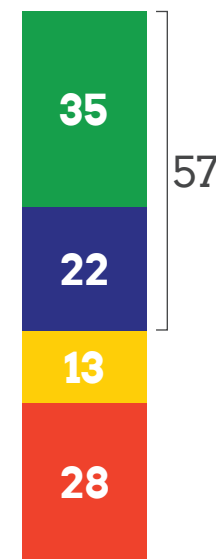
94% of students believe that the use of technologies could improve the quality of the school. However, only 57% totally agree that they have access to the internet and computers at their school.



I believe that using more technology in classes could help improve the quality of the school



My school makes good use of technologies to support student learning



At my school, we have internet access and computers to work with technology in class

I'm going to read a few sentences about the use of technology in your school and I would like you to say if you agree or disagree? Totally or in part?

Base: Sample total = 7,798 interviews.



1. Relationship with the school

2. Elements of Secondary Education

3. Full-Time Secondary Education

4. Teachers

**5. Technology in Education**

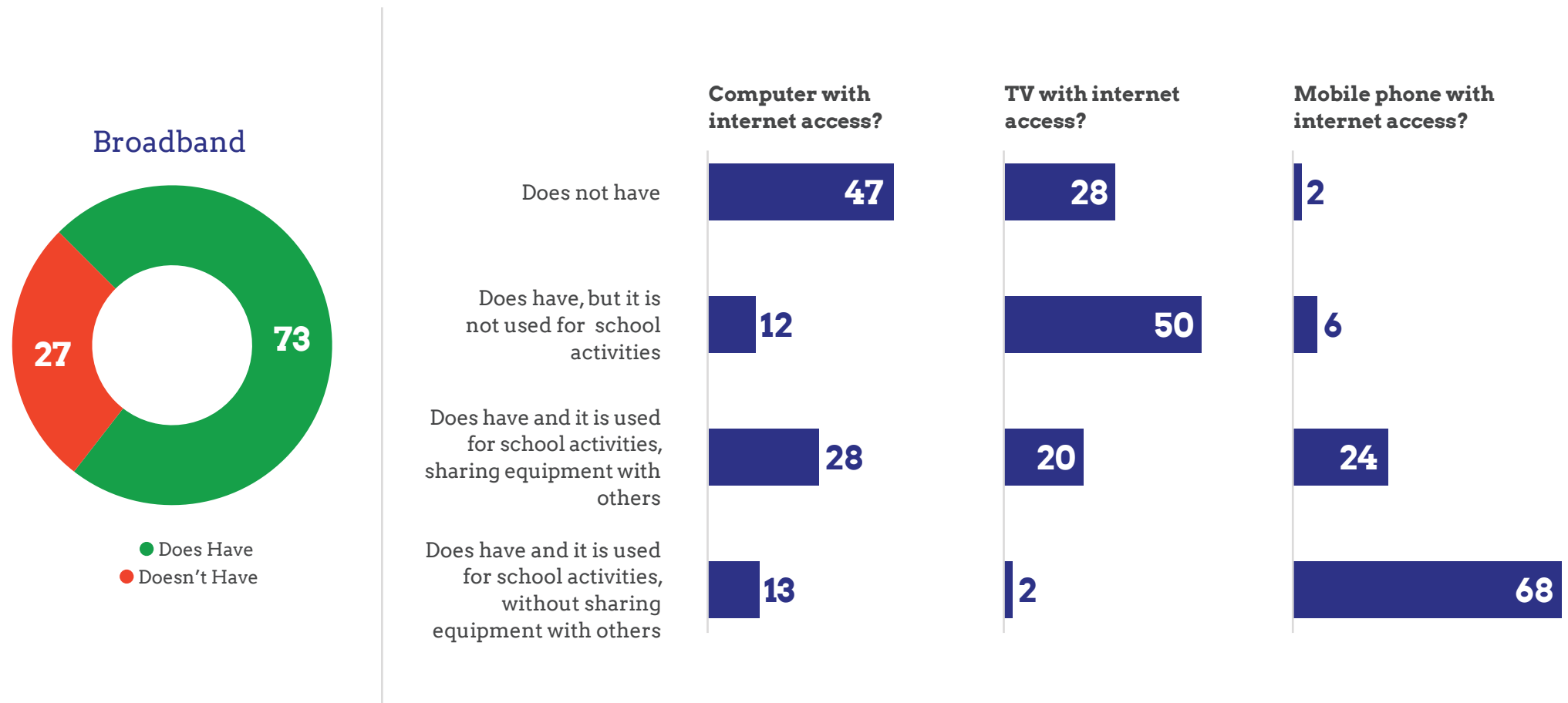
6. School dropouts and abandonment of studies

7. Insertion in the world of work

8. Perspectives for the future

## Possession of certain items at home

(stimulated and unique, in %)



Do you have it at home? Do you use \_\_\_\_\_ to do school activities?/ Do you share it \_\_\_\_\_ with other people in the house?

Base: Sample total = 7,798 interviews.

1. Relationship with the school

2. Elements of Secondary Education

3. Full-Time Secondary Education

4. Teachers

5. Technology in Education

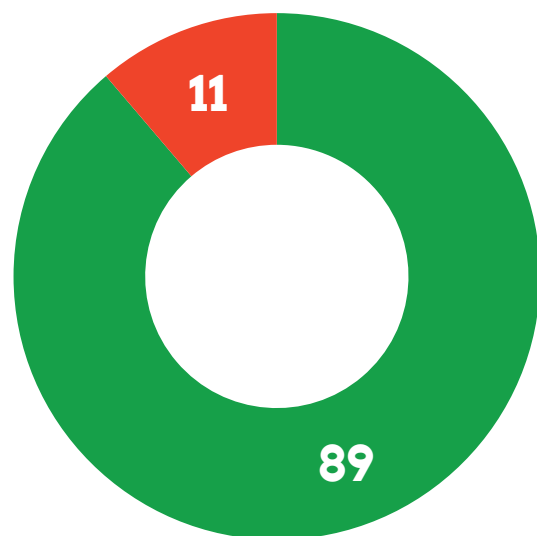
**6. School dropouts and abandonment of studies**

7. Insertion in the world of work

8. Perspectives for the future

## Last year, were you enrolled in school?

(stimulated and unique, in %)



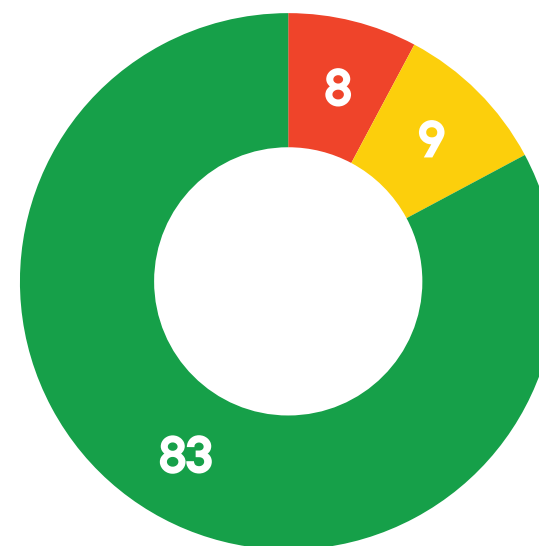
11% of students were not enrolled in school in 2021.

- Yes
- No

Last year, were you enrolled in school?  
Base: Sample total = 7,798 interviews.

## In the last six months, did you or did you not consider stopping attending school?

(stimulated and unique, in %)



17% of young people had thought about stopping attending school in the 6 months previous to the survey.

- I have not considered stopping
- Attending Yes, but not seriously
- Yes, I seriously considered

In the last six months, did you or did you not consider stopping attending school?  
(IF YES) Have you seriously considered it?  
Base: Sample total = 7,798 interviews.



1. Relationship with the school

2. Elements of Secondary Education

3. Full-Time Secondary Education

4. Teachers

5. Technology in Education

**6. School dropouts and abandonment of studies**

7. Insertion in the world of work

8. Perspectives for the future

## Main reason for thinking about dropping out of school, among those who considered stopping attending

(stimulated and unique, in %)



48% of young people who considered leaving school said they would do so to be able to work.

Of these, what is the main reason for you to think about dropping out of school?

Base: Respondents who considered quitting school = 1,219 interviews.

1. Relationship with the school

2. Elements of Secondary Education

3. Full-Time Secondary Education

4. Teachers

5. Technology in Education

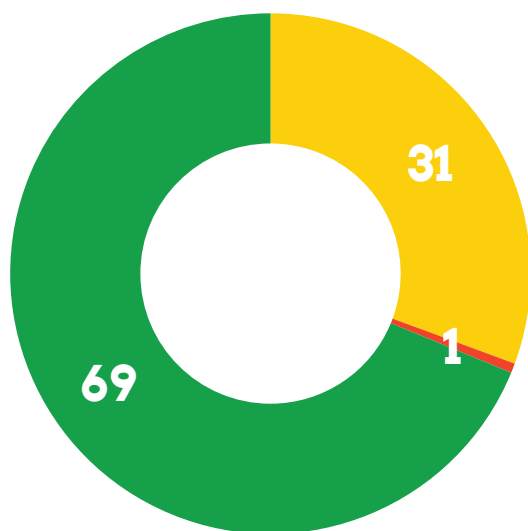
6. School dropouts and abandonment of studies

**7. Insertion in the world of work**

8. Perspectives for the future

## Do you work outside your home? Do you get money for the job?

(stimulated and unique, in %)



- Does not work
- Works and gets paid
- Works and does not get paid

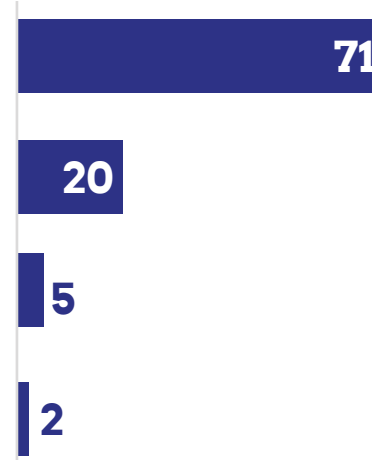
Do you work outside your home? (IF YES) Do you get money for your work?  
Base: Total sample = 7,798 interviews.

Both for students who already work and for those who could work, the main reason is the search for financial independence, followed by the need to help at home.

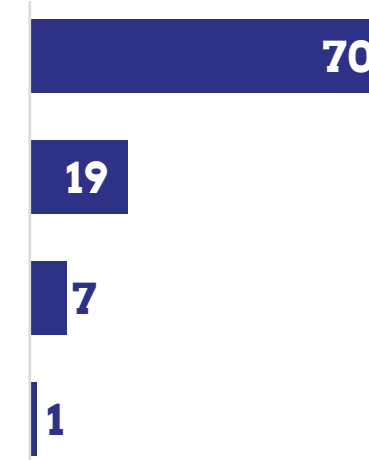
**Reason why you work**  
(only young people who work)  
(estimulada e única, em %)

**Reason you would consider to work**  
(only young people who do not work)  
(stimulated and unique, in %)

- Quero ficar independente financeiramente dos meus pais
- Minha família precisa que eu trabalhe para ajudá-la financeiramente
- A escola sozinha não me prepara para o futuro
- Preciso de renda porque tenho (ou estou esperando) ao menos um filho



For which of these reasons do you work?  
Base: Working respondents = 2,415 interviews.



What would make you think of working?  
Base: Respondents who do not work (in P .25) = 5,383 interviews.



1. Relationship with the school

2. Elements of Secondary Education

3. Full-Time Secondary Education

4. Teachers

5. Technology in Education

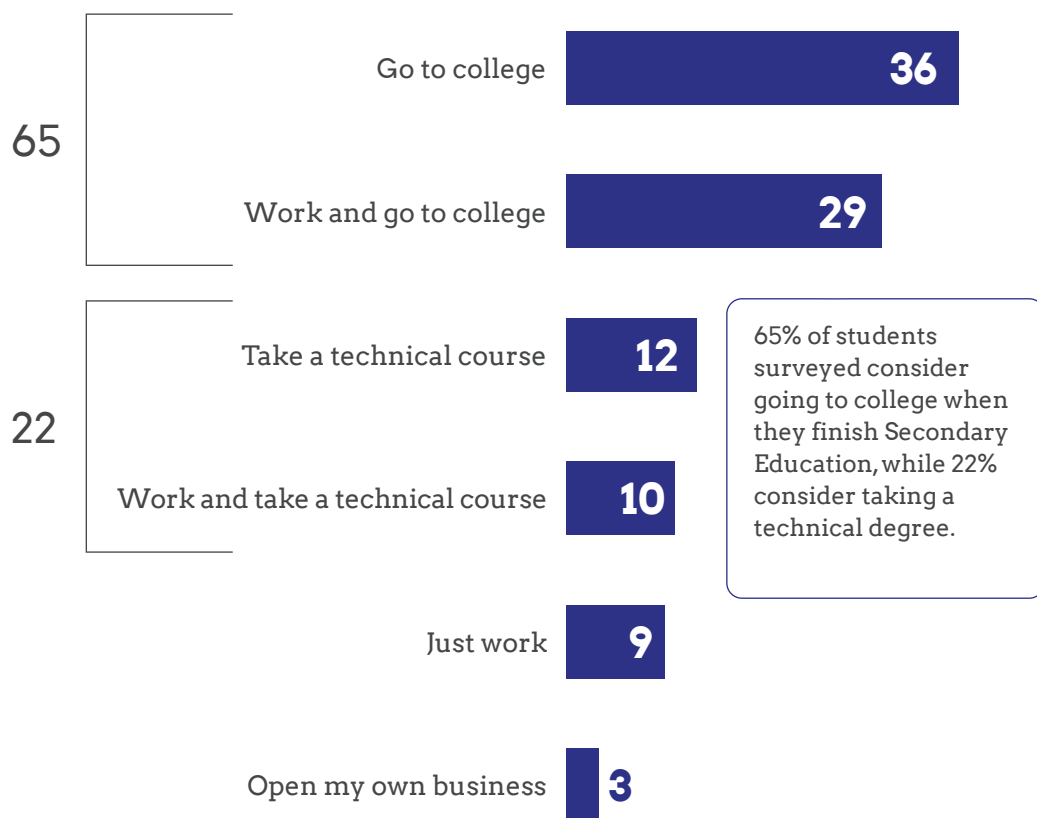
6. School dropouts and abandonment of studies

7. Insertion in the world of work

**8. Perspectives for the future**

## Expectation on what to do when you complete Secondary Education

(stimulated and unique, in %)



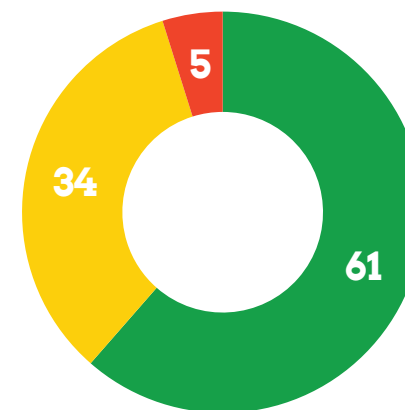
What do you want to do the year after Secondary Education ends?

Base: Sample total = 7,798 interviews.

### Does your school help you to think about your next steps and prepare for the future you seek after Secondary Education?

61% of young people consider that the school helps them a lot to think about their next steps and prepare for the future.


Among full-time students, 73 percent said the school helps them a lot. Among regular students, this figure was 57%.




● It helps a lot   
 ● It helps a little   
 ● It doesn't help

Your school helps you a lot, a little, or doesn't help you think about your next steps and prepare for the future you seek after Secondary Education?

Base: Sample total = 7,798 interviews.



## 5. SAMPLE PROFILE



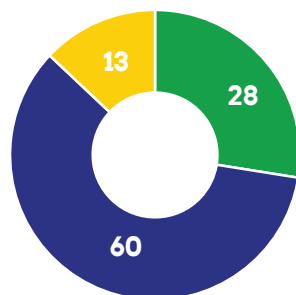


## Sample profile (stimulated and unique, in %)

### Gender



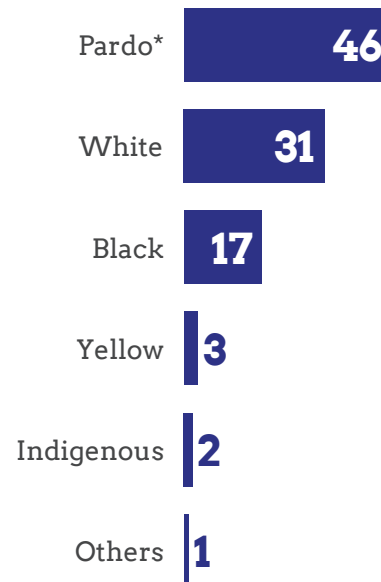
### Age



- 14 - 15 anos
- 16 - 17 anos
- 18 anos ou mais

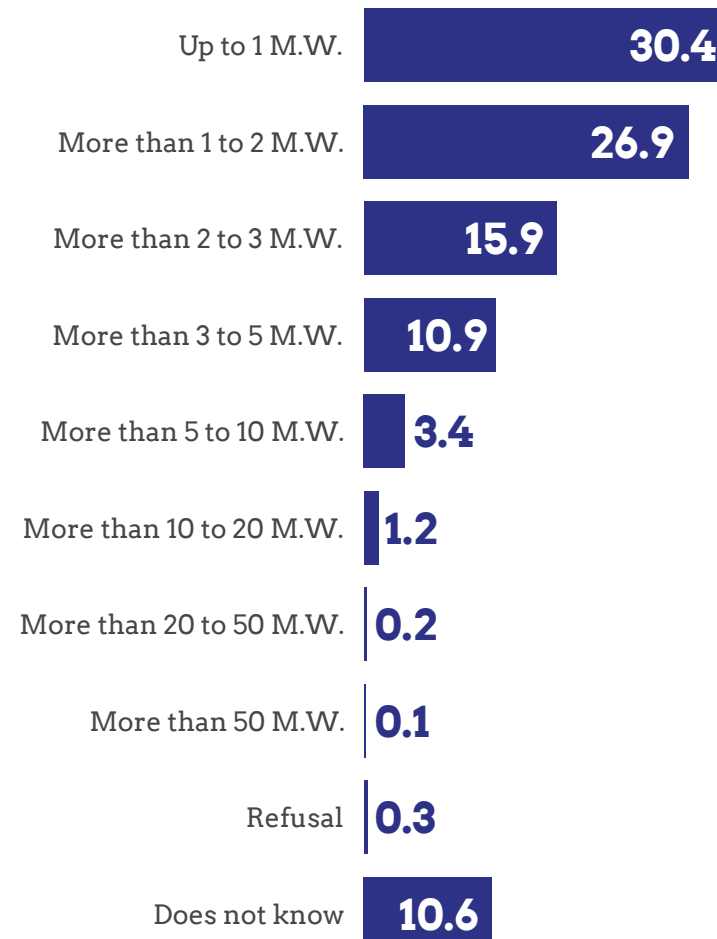
**Média de idade**  
**16,3 anos**

### Skin Color

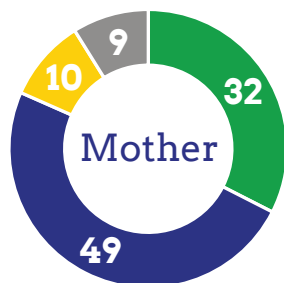
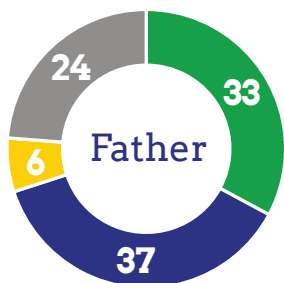


\*Pardo is an ethnic and skin color category used by the Brazilian Institute of Geography and Statistics (IBGE) in the Brazilian censuses.

### Family income



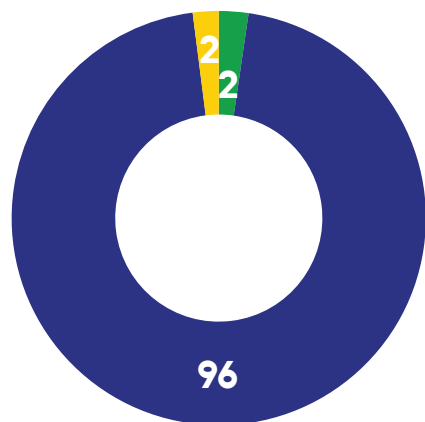
### Escolaridade



- Elementary
- Secondary
- Higher
- Did not answer

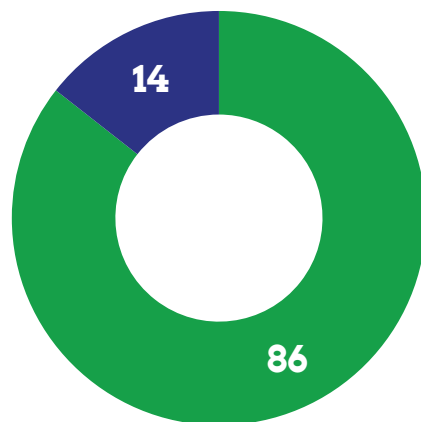
## Administrative dependency (stimulated and unique, in %)

Do you study in a municipal, state or federal school



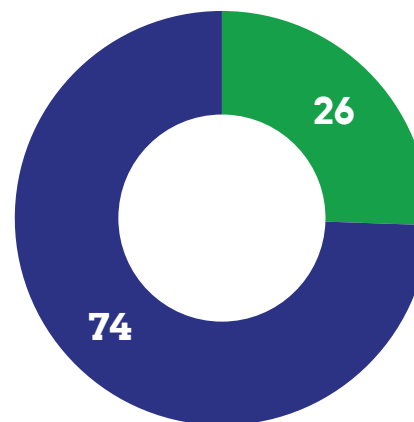
- Municipal
- State
- Federal

Is your school regular or technical?



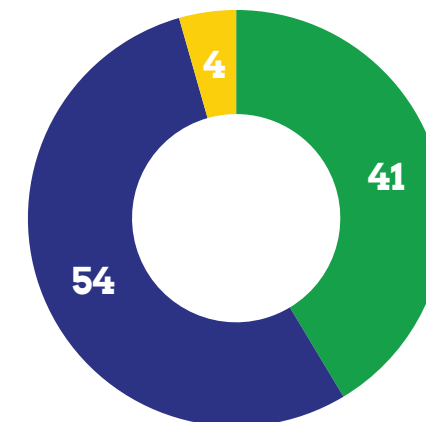
- Regular
- Technique

Do you study in full-time?



- Yes
- No

Does anyone in your household receive any benefits from the government?



- Yes
- No
- Does not know



